

cmc
XTRM

S22HD



www.cmclift.com

Σ
DETAILS

**GOES THROUGH
A STANDARD DOOR**

**SELF-LOADING,
TRANSPORTABLE
WITH TRAILER
EU DRIVING LICENCE B/E**

**THREE STABILIZATION
AREAS**

**S.C.S.
(SELF CONTROL SYSTEM)**

RADIO CONTROL

**FAULT DETECTOR
DISPLAY**

**AUTOMATIC
STABILIZATION**


Articulated platform with a pantograph and a telescopic boom with two extensions plus Jib. A combination that, thanks to the articulated stabilizers, makes the S22HD the undisputed queen of work in extreme conditions. A unique platform.

Standard equipment

The S22HD comes with Honda GX390 petrol engine, SCS system (automatic stabilization, automatic speed control and automatic closing of the aerial part), radio control. The three different stabilization areas, the ability to perform several maneuvers at the same time, the simple and intuitive controls, combined with the speed of movement and the performance of the Jib make the S22HD a platform able to get anywhere. Double speed tracks with variable flow motor.

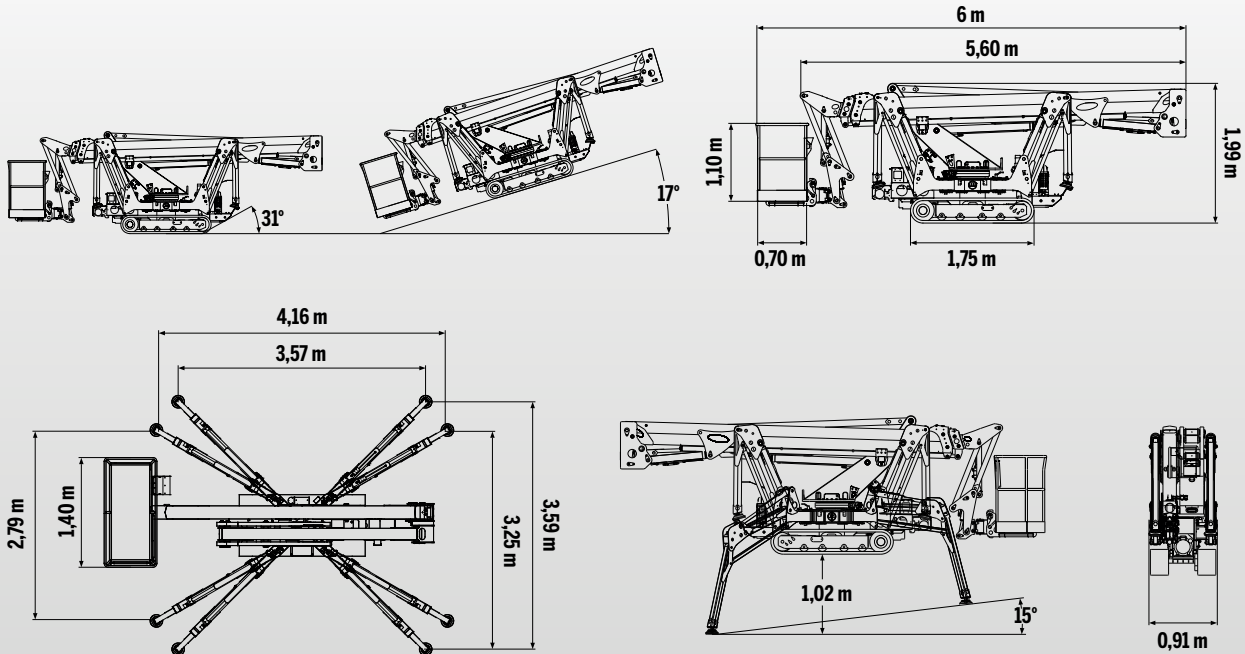
Available accessories:

- +/-90° basket rotation
- Kubota Z602 diesel engine
- Extendable tracks
- Lithium battery (100Ah)
- 220V, 120V or 110V electric motor
- No-marking tracks
- 1 or 2-men fiberglass basket
- Water/air hose on the basket
- 220V, 120V or 110V electric socket on the basket
- Remote connection kit
- Fixed control station in the basket with display
- Customized colors

The specifications and characteristics indicated are subject to change and are not binding.



TECHNICAL DATA

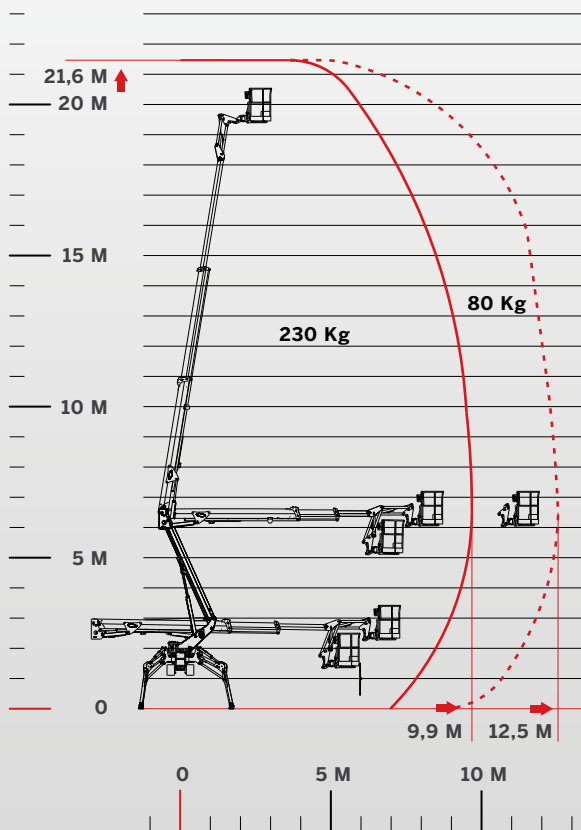


MAXIMUM LOAD

230 KG + + 70 KG 80 KG



PERFORMANCE



21,60 m



+/-90°
optional



12,50 m



+/-360°
(720°)



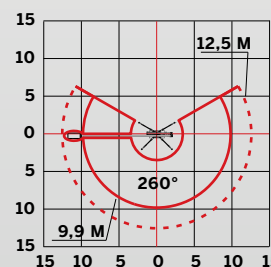
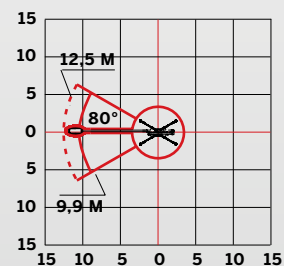
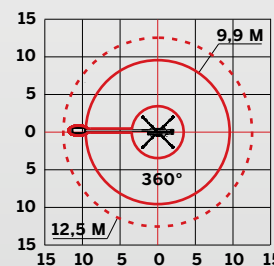
230 Kg



3000 Kg



1,4x0,7x1,1 m





Strong and versatile. Ideal for extreme jobs thanks to the articulated stabilizers and Jib.

The 12.50 meters of outreach, the compact design and the articulated stabilizers with high leveling capabilities make the S22HD a platform able to operate in any condition and on any terrain. The ideal platform for outdoor work. Thanks to its size and reduced weight it goes through a standard door and can be transported on a trailer.

