

Specifications

Model	Z-45 DC & Z-45 FE	
Measurements	Metric	US
Working height maximum*	15.92 m	51 ft 8 in
Platform height maximum	13.92 m	45 ft 8 in
Horizontal reach maximum	6.94 m	22 ft 9 in
Up and over clearance maximum	7.50 m	24 ft 7 in
▲ Platform length	0.76 m	2 ft 6 in
▲ Platform width	1.83 m	6 ft
▲ Height - stowed	2.29 m	7 ft 6 in
▲ Length - stowed	5.87 m	19 ft 3 in
▲ Width	2.29 m	7 ft 6 in
▲ Wheelbase	2.03 m	6 ft 8 in
▲ Ground clearance - center	0.41 m	1 ft 4 in

Productivity

Lift capacity	300 kg	660 lbs
Platform rotation	160°	160°
Vertical jib rotation	135°	135°
Turntable rotation	355° non-continuous	
Turntable tailswing	0.37 m	1 ft 3 in
Drive speed - stowed	7.2 km/h	4.5 mph
Drive speed - raised**	0.5 km/h	0.31 mph
Gradeability - 4WD - stowed***	45%	45%
Turning radius - inside	2.40 m	7 ft 10 in
Turning radius - outside	4.30 m	14 ft 1 in
Controls	24V DC proportional	
Tyres	315/55 D20	

Power

Drive system	34 V 3-Phase AC	
Power source	48 V DC (eight 6V batteries) 370 Ah capacity (AGM, standard on FE) 390 Ah capacity (FLA, standard on DC) 24.8 hp (18.5kW) Kubota D1105 Stage V driven AC generator (FE only)	
Auxiliary power unit	12V DC	12V DC
Hydraulic tank capacity	40 L	10.5 gal
Fuel tank capacity	64.35 L	17 gal

Sound & Vibration Levels

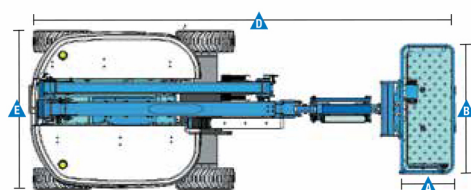
Sound pressure level (ground workstation)	70 dBA (DC) / 80 dBA (FE)
Sound pressure level (platform workstation)	70 dBA (DC) / 76 dBA (FE)
Vibration	0.16 m/s ² (0.52 ft/s ²)

Weight****

Z-45 DC	6,379 kg	14,064 lb
Z-45 FE	6,559 kg	14,460 lb

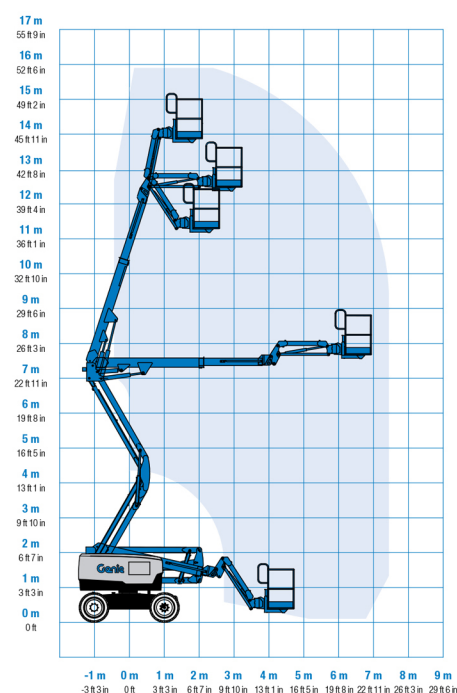
Standards Compliance

EU Directives: 2006/42/EC - Machinery (harmonized standard EN280), European Emissions Regulation (EU) 2016/1628 Stage V; 2004/108/EC (EMC); 2000/14/EC (Outdoor Noise)



www.genielift.com/en-gb

Range Of Motion Z-45 DC & Z-45 FE

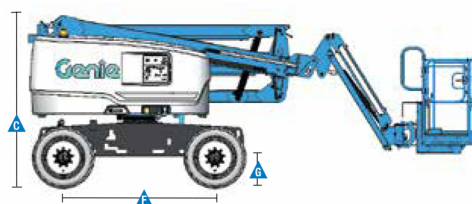


* The metric equivalent of working height adds 2 m to platform height. U.S. adds 6 ft to platform height.

** In lift mode (platform raised), the machine is designed to operate on firm, level surfaces only.

*** Gradeability applies to driving on slopes and may vary depending on options and machine configurations. See operator's manual for details.

**** Weight will vary depending on options and/or country standards.




Zoomlift Ltd

Orchard House, Windmill Hill, Pudsey, Leeds, LS288JQ

T: 0333 011 3343

E: andrew@zoomlift.co.uk

Sales & Rental of New & Used Access Platforms, Forktrucks & Telehandlers



Features

Standard Features

Measurements

Z-45 DC & Z-45 FE

- 15.92 m (51 ft 8 in) working height
- 6.94 m (22 ft 9 in) horizontal reach
- 7.5 m (24 ft 7 in) up and over clearance
- Up to 300 kg (660 lbs) lift capacity

Productivity

- Digital hour meter with battery charge indicator and diagnostic readout
- 4 Wheel AC electric drive system
- Variable speed high efficiency hydraulic power unit
- Self-leveling platform
- Hydraulic platform rotation
- Proportional joystick controls
- Thumb rocker steering
- Drive enable
- Chassis tilt drive function cut-out
- AC power cord to platform
- Horn
- Tilt alarm
- Descent alarm
- Flashing beacon & travel alarm
- 355° non-continuous turntable rotation
- Electronic traction control
- Dual parallelogram for vertical wall tracking
- Lift Guard™ Contact Alarm
- Work tray

Power

- 48 V DC battery pack (370Ah AGM maintenance-free) (standard on FE)
- 48 V DC battery pack (390Ah FLA) (standard on DC)
- 12V DC auxiliary power
- 25A temperature compensated smart charge system
- Battery charge indicator
- Low battery voltage interrupt

Easily Configured To Meet Your Needs

Platform Options

- Steel 1.83 m (6 ft) dual entry with side swing gate

Jib

- 1.52 m (5 ft) jib boom with 135° working range

Engine

- 18.5 kW (24.8 hp) Kubota Stage V diesel

Drive

- 4WD Electric AC (standard)

Axle

- Active oscillation (standard)

Tyre Options

- Rough terrain non-marking foam filled (standard)
- Rough terrain foam-filled

Options & Accessories

Productivity Options

- Lift Guard™ Half mesh platform panels⁽¹⁾
- Platform auxiliary top rail
- Air line to platform⁽¹⁾
- Power to platform: plug, socket, with optional Residual-current Circuit Breaker with Overcurrent protection
- Work lights package (2 on chassis, 2 on platform)⁽¹⁾
- Dual axis joystick steering⁽¹⁾
- Biodegradable hydraulic oil
- Chassis tilt lift function cut-out (software setting)
- Panel cradle package
- Lockable platform control box covers
- Operator Protective Structure⁽²⁾
- Lift Guard™ Fall Arrest Bar⁽²⁾

Power Options

- 2000W 120V/60Hz, 240V/50Hz or 110V/50Hz power inverter
- 48 V DC battery pack (370Ah AGM maintenance-free) (standard on FE)
- 48 V DC battery pack (390Ah FLA) (standard on DC)




⁽¹⁾ Factory-fit option only
⁽²⁾ Aftermarket only

Zoomlift Ltd

Orchard House, Windmill Hill, Pudsey, Leeds, LS288JQ

T: 0333 011 3343

E: andrew@zoomlift.co.uk



Sales & Rental of New & Used Access Platforms, Forktrucks & Telehandlers