

Specifications

Models	Z-45 XC	
Measurements	Metric	US
Working height maximum*	15.86 m	51 ft 6 in
Platform height maximum	13.86 m	45 ft 6 in
Horizontal reach maximum	7.55 m	24 ft 9 in
Up and over clearance maximum	7.44 m	24 ft 5 in
▲ Platform length	0.76 m	2 ft 6 in
▲ Platform width	1.83 m	6 ft
▲ Height - stowed	2.25 m	7 ft 4 in
▲ Length - stowed	6.66 m	21 ft 10 in
▲ Width	2.29 m	7 ft 6 in
▲ Wheelbase	2.03 m	6 ft 8 in
▲ Ground clearance - center	0.37 m	1 ft 2.5 in

Productivity

Lift capacity	300/454 kg	660/1,000 lb
Platform rotation	160°	160°
Vertical jib rotation	135°	135°
Turntable rotation	355° non-continuous	
Turntable tailswing	zero	zero
Drive speed - stowed	7.24 km/h	4.5 mph
Drive speed - raised**	0.98 km/h	0.61 mph
Gradeability - 4WD - stowed***	45%	45%
Turning radius - inside	1.68 m	5 ft 6 in
Turning radius - outside	4.50 m	14 ft 9 in
Controls	12V DC proportional	
Tyres	315/55 D20	

Power

Power source	Deutz D2011 L03i diesel, 3 cylinder 49hp (37kW) Stage IIIA Deutz TD2.2 L3 turbo diesel, 3 cylinder 49hp (37kW) Stage V	
Auxiliary power unit	12V DC	12V DC
Hydraulic tank capacity	83 L	22 gal
Fuel tank capacity	64.4 L	17 gal

Sound & Vibration Levels

Sound pressure level (ground workstation)	87 dBA	87 dBA
Sound pressure level (platform workstation)	82 dBA	82 dBA
Vibration	<2.5 m/s ²	<8 ft 2 in/s ²

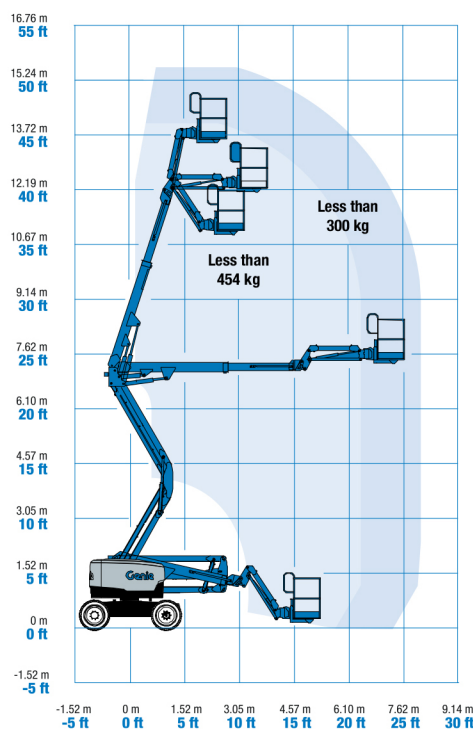
Weight****

CE 4WD (foam filled tyres)	7,421 kg	16,360 lb
----------------------------	----------	-----------

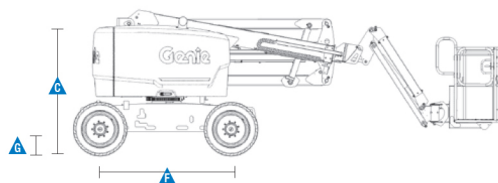
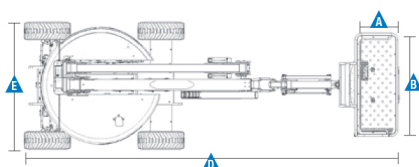
Standards Compliance

EU Directives: 2006/42/EC - Machinery
(harmonized standard EN 280:2013+A1:2015);
2014/30/EU (EMC); 2000/14/EC (Outdoor Noise)

Range Of Motion Z-45 XC



* The metric equivalent of working height adds 2 m to platform height. U.S. adds 6 ft to platform height.
** In lift mode (platform raised), the machine is designed to operate on firm, level surfaces only.
*** Gradeability applies to driving on slopes. See operator's manual for details regarding slope ratings.
**** Weight will vary depending on options and/or country standards.



www.genielift.com/en-gb


Zoomlift Ltd

Orchard House, Windmill Hill, Pudsey, Leeds, LS288JQ

T: 0333 011 3343

E: andrew@zoomlift.co.uk

Sales & Rental of New & Used Access Platforms, Forktrucks & Telehandlers



Features

Standard Features	Easily Configured To Meet Your Needs	Options & Accessories
Measurements <ul style="list-style-type: none"> Z-45 XC <ul style="list-style-type: none"> 15.86 m (51 ft 6 in) working height 7.55 m (24 ft 9 in) horizontal reach 7.44 m (24 ft 5 in) up and over clearance Unrestricted lift capacity of 300 kg (660 lb) with restricted envelope of 454 kg (1,000 lb) Productivity <ul style="list-style-type: none"> Self-leveling platform Hydraulic platform rotation Proportional joystick controls Telematics-Ready Connector Thumb rocker steering Drive enable Chassis tilt drive function cut-out AC power cord to platform Horn Hour meter Tilt alarm Descent & travel alarms Flashing beacon 355° non-continuous turntable rotation Positive traction drive Zero tailswing Dual parallelogram for vertical wall tracking Two speed wheel motors Lift Connect[™] Telematics Lift Guard[™] Contact Alarm Lift Tool[™] Work Tray Power <ul style="list-style-type: none"> 12 V DC auxiliary power Engine protection package Deutz intake air heater Swing out engine tray 	Platform <ul style="list-style-type: none"> Steel 1.83 m (6 ft) dual entry with sideswing gate (standard) Jib <ul style="list-style-type: none"> Articulating 1.52 m (5 ft) jib boom Power <ul style="list-style-type: none"> Deutz D2011 L03i diesel, 3 cylinder 49hp (37kW) Stage IIIA Deutz TD2.2 L3 turbo diesel, 3 cylinder 49hp (37kW) Stage V Drive <ul style="list-style-type: none"> 4 x 4 Axle <ul style="list-style-type: none"> Active oscillation Tyre Options <ul style="list-style-type: none"> Rough terrain foam-filled (standard) Rough terrain non-marking foam-filled 	Productivity <ul style="list-style-type: none"> Half mesh platform⁽¹⁾ Platform auxiliary top rail Air line to platform Power to platform: plug, socket, with optional Residual-current Circuit Breaker with Overcurrent protection Work lights package (2 on chassis, 2 on platform)⁽¹⁾ Biodegradable hydraulic oil Chassis tilt lift function cut-out (software setting) Track & Trace⁽²⁾ (GPS unit providing machine location & operating information) Lockable platform control box cover Tool tray⁽³⁾ Operator Protective Structure⁽³⁾ Fall Arrest Bar^(3,4) Panel cradle package^(1,4) Half mesh platform inserts Full mesh platform inserts Power <ul style="list-style-type: none"> Lift Power[™] 3kW AC generator, 110V/50Hz or 220V/50Hz Diesel catalytic scrubber muffler with spark arrestor⁽¹⁾ Engine gauge package (oil pressure & temperature and voltage)⁽¹⁾ Low temperature cut-out module EMEAR Cold Start kit: Inc. Engine heater & battery charger



⁽¹⁾ Factory-fit option only
⁽²⁾ Includes a first 2 years subscription
⁽³⁾ Aftermarket only
⁽⁴⁾ Fall arrest bar not available with panel cradle and viceversa